











COMUNE DI PIOLTELLO - Provincia di Milano

sabato 6 e domenica 7 giugno 2009

ELEZIONE DIRETTA DEL PRESIDENTE DELLA PROVINCIA E DEL CONSIGLIO PROVINCIALE DI MILANO

COLLEGIO UNINOMINALE E PROVINCIALE DI SEGRATE

RISULTATO

										
sez	1	2	3	4	5	6	7	8	9	10
1	0,00%	1,09%	0,00%	7,61%	0,00%	1,71%	21,89%	2,95%	0,31%	34,16%
2	0,00%	0,54%	0,18%	5,72%	0,54%	0,89%	27,19%	3,04%	0,54%	33,63%
3	0,18%	1,23%	1,06%	5,82%	0,35%	2,12%	24,34%	2,12%	0,18%	33,86%
4	0,21%	1,06%	0,00%	10,57%	0,42%	0,63%	24,74%	2,75%	0,21%	33,40%
5	0,54%	1,61%	0,00%	13,94%	1,07%	1,07%	18,23%	1,61%	1,07%	35,66%
6	0,00%	0,98%	0,00%	11,48%	0,66%	1,31%	24,26%	2,30%	0,33%	32,46%
7	0,92%	1,29%	0,74%	7,76%	1,85%	2,03%	26,62%	3,14%	0,74%	31,42%
8	0,00%	1,83%	0,30%	7,93%	1,52%	0,91%	25,30%	1,22%	0,91%	35,37%
9	0,00%	0,52%	0,52%	10,10%	0,00%	1,81%	29,27%	2,07%	0,78%	28,50%
10	0,75%	0,75%	0,00%	9,33%	0,37%	1,49%	17,54%	1,87%	1,12%	35,07%
11	0,00%	2,14%	0,53%	8,02%	0,53%	2,14%	27,54%	3,74%	0,80%	30,48%
12	0,46%	1,38%	0,23%	7,37%	0,69%	1,38%	19,82%	4,61%	0,23%	39,17%
13	0,00%	1,31%	0,00%	11,80%	2,06%	1,31%	30,15%	3,00%	0,94%	25,66%
14	0,34%	1,18%	1,18%	11,49%	0,51%	1,86%	26,18%	2,20%	0,34%	30,91%
15	0,00%	1,97%	0,18%	8,94%	2,33%	0,54%	27,55%	2,33%	0,18%	26,83%
16	0,32%	0,64%	0,16%	10,49%	1,43%	1,59%	31,16%	1,59%	0,48%	28,93%
17	0,16%	1,13%	1,13%	8,40%	0,81%	0,97%	23,26%	3,55%	0,16%	33,44%
18	0,20%	1,21%	0,60%	9,27%	0,81%	2,22%	21,57%	3,63%	1,21%	34,07%
19	0,38%	1,13%	1,88%	11,07%	0,56%	2,25%	22,70%	1,88%	0,19%	35,46%
20	0,36%	2,17%	1,81%	10,47%	1,81%	0,36%	26,35%	3,97%	0,72%	23,47%
21	0,00%	1,60%	0,20%	12,63%	1,20%	0,60%	27,45%	5,61%	0,00%	28,06%
22	0,00%	1,07%	1,07%	12,46%	1,42%	1,78%	14,95%	3,56%	0,00%	30,07%
23	0,19%	1,72%	3,05%	12,02%	0,57%	1,53%	22,71%	2,48%	1,15%	23,66%
24	0,44%	1,32%	0,44%	7,73%	0,66%	0,88%	21,41%	3,75%	0,44%	37,09%
25	0,43%	0,87%	0,65%	18,18%	0,43%	0,65%	17,32%	3,46%	0,00%	27,92%
26	0,00%	0,98%	2,45%	15,69%	0,25%	1,47%	20,59%	0,98%	0,00%	27,70%
27	0,21%	1,04%	0,00%	11,59%	0,62%	1,45%	20,08%	2,07%	0,21%	26,09%
28	0,00%	1,87%	1,31%	16,10%	0,94%	1,50%	21,16%	3,56%	0,00%	30,90%
29	0,00%	0,57%	0,19%	7,07%	0,57%	1,15%	17,40%	1,72%	0,57%	48,18%
TOT	0,20%	1,23%	0,70%	10,30%	0,87%	1,39%	23,52%	2,81%	0,44%	31,80%